


Floor Standing Sneeze Guard


Setup Instructions



1) Assemble all the connectors together by lining up holes with snap buttons.




2) Clear vinyl panel is prepared with velcro having 3.5" pole pocket on top and bottom for easy installation



Floor Standing Sneeze Guard

Setup Instructions

Half Display



3) Roll the clear vinyl panel around the pole from the top and join the two ends of the velcro to fasten it.



4) Follow the same process for half and full display at the bottom as well.

Full Display

